

# The **Exceptionally strong,** **braggably economical Tuff-Top** **Pole Extension**

**Introducing the 5x5 Composite Tuff-Top Pole Extension.  
Unparalleled strength, unmatched economy.**

- Standard, Heavy, and Extra Heavy Duty styles
- Light weight, high load capacities
- Adjustable 6" to 10" for pole diameter (19" to 31" circumference)
- Customer specified lengths up to 20'
- Unexcelled strength
- Composite crossarms available
- Aesthetically pleasing
- Fast, easy installation



**PTH-054-05**  
Pole Top Extension



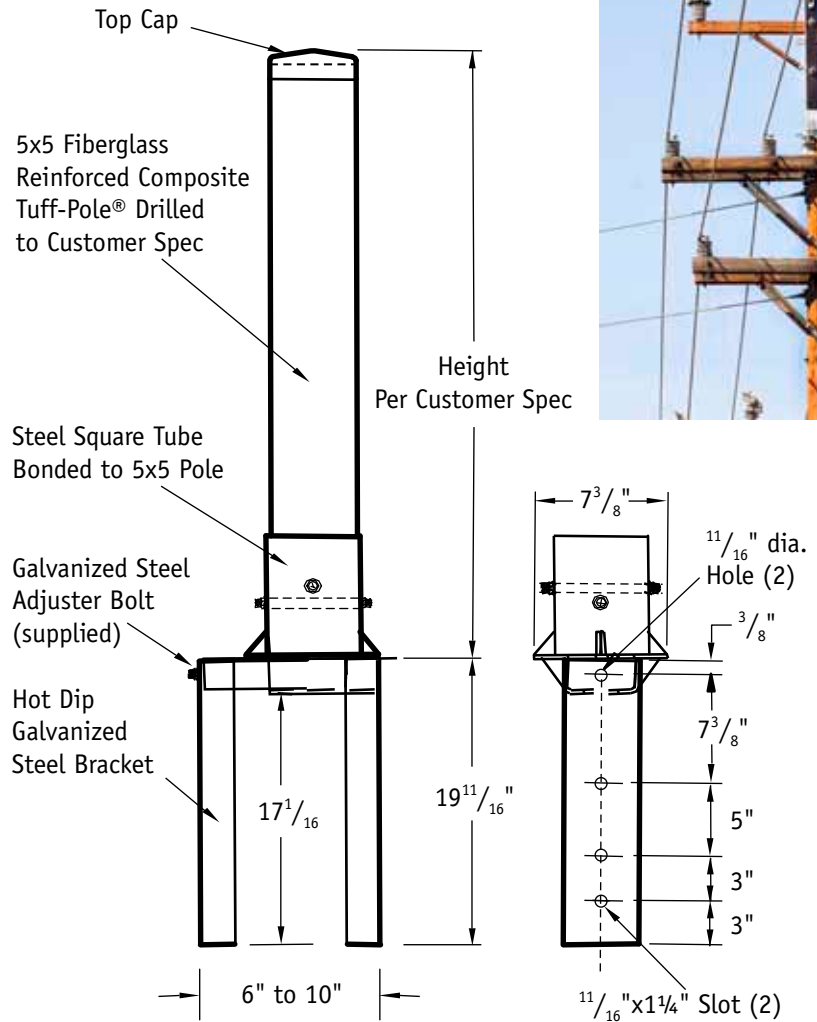
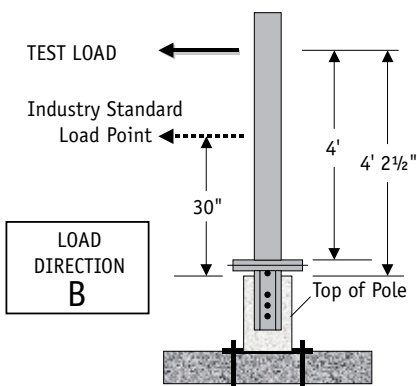
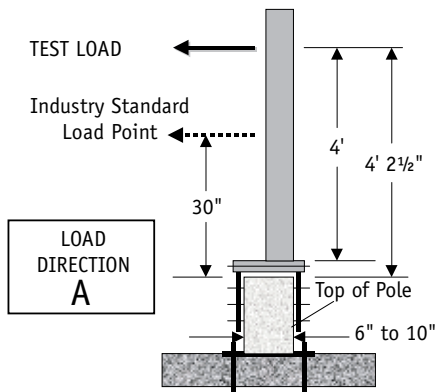


## Pole Top Extensions - Heavy Duty



### Passing the test

Shakespeare Composite Structures Heavy Duty Tuff-Top Pole Extension withstood a 5,000 pound pull in Load Direction A and a 4,000 pound pull in Load Direction B during industry-standard engineering testing.



### Shakespeare Tuff-Top Pole Extensions

Height (inches)  
Standard=54. Optional lengths available

Weight of standard unit: 72 lbs.

**PTH - 054 - 01 - XX**

S=Standard Duty  
H=Heavy Duty  
X=Extra Heavy Duty

Color:  
01=Black  
02=Gray  
05=Dark Bronze  
09=Custom (specify)

XX=Special Requirements

### How to order

The Tuff-Top Pole Extension ordering logic is shown above. Use this checklist and the diagram above to specify the product you need.

	Standard	Specify
Length	54"	_____
Color	Black (01)	_____
Dia. of drilled holes	11/16"	_____
Hole locations	See diagram	(supply drawing)
Other		_____



Shakespeare Composite Structures is a Philips Group Brand  
19845 U.S. Highway 76 • PO Box 733 • Newberry, SC 29108  
803.276.5504 • F/803.276.8940  
Toll-free in U.S.A.: 1.800.800.9008  
[www.skp-cs.com](http://www.skp-cs.com)