

Charleston Style, 9" Anchor Base and Direct Burial

THE HISTORICAL SERIES

Charleston

Distinctive, classical beauty

Virtually maintenance free, durable fiberglass reinforced composite

One-piece construction

Smooth or fluted straight, or smooth tapered shafts

Standard or custom finishes and colors

Seven standard, 23 premium colors; architectural colors available

Gloss or semi-gloss finishes standard; custom finishes available

Mounting heights of 9.5, or 12.5 feet; custom heights available

Superior wind, loading, and environmental tolerance

Non-conductive for safety

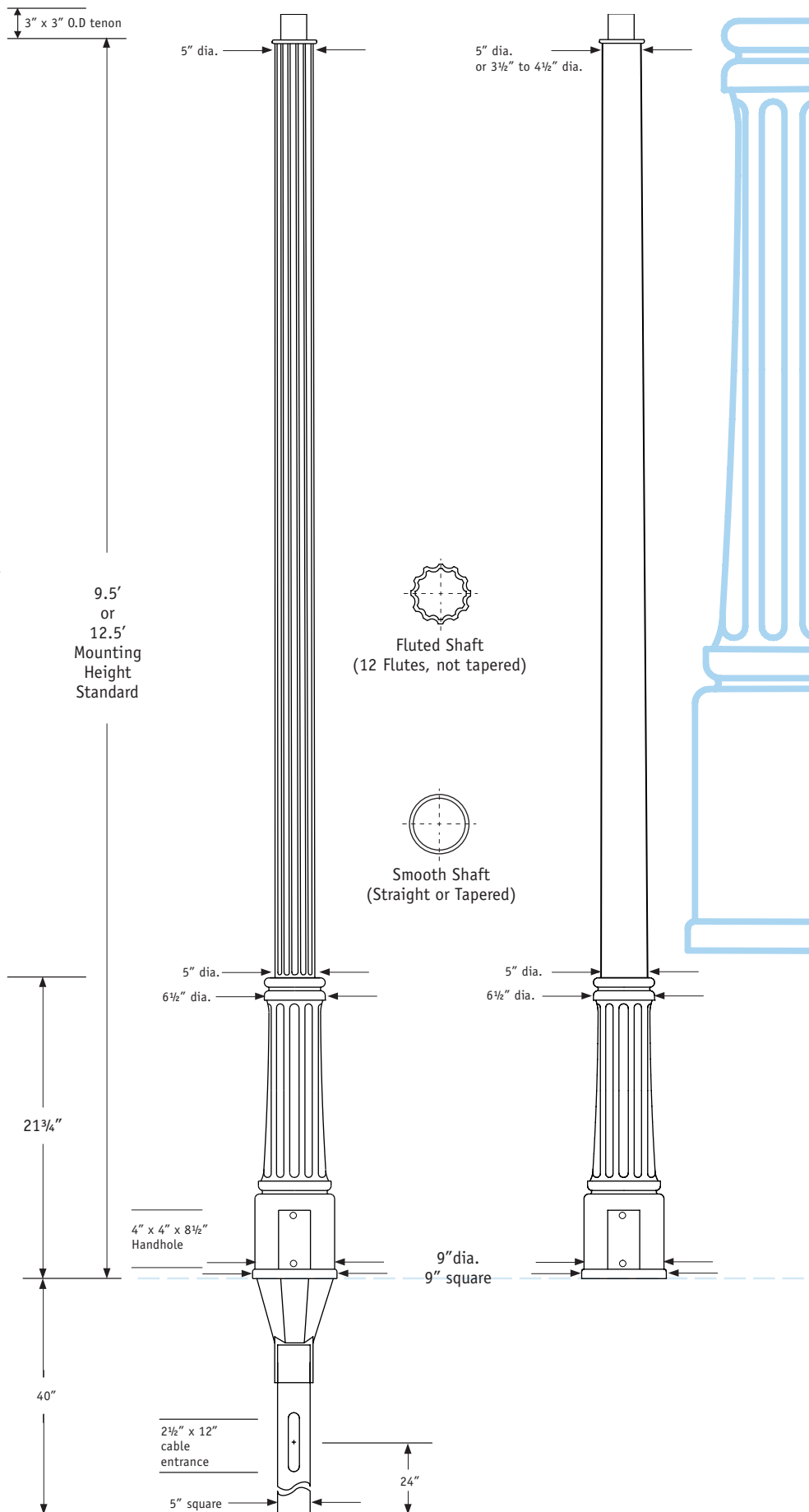
Molded-in color; UV and weather resistant polyurethane coating

Standard 3" x 3" dia. aluminum tenon for luminaire mounting

Anchor Base or Direct Burial



Commercial streetscape, Charleston, SC

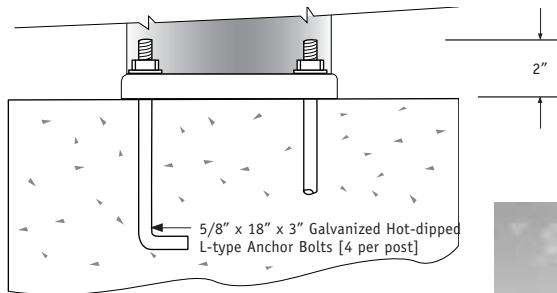


ACH9 and BCH9

Charleston, 9" Anchor and Direct Burial Base

All dimensions and specifications nominal, and subject to change without notice or obligation. Please contact factory before site preparation begins.

Suggested Anchorage Detail (Anchor Base)



OPTIONS

Weatherproof **receptacle** mounted 9" from top of pole, 90° clockwise from handhole: add "W1" to the catalog number.

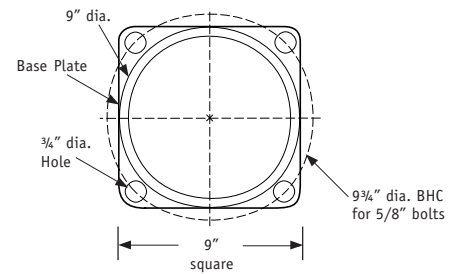
Weatherproof **receptacle** mounted 18" from the top of the base on the shaft, 90° clockwise to the handhole: add "W2" to the catalog number. For other receptacle options, specify or contact factory.

Banner **arms**, flag **brackets**, **luminaires**, and other **attachments** may be available. Contact factory.



Charleston Style poles in Pleasanton, CA

Charleston Anchor Bolt Pattern Detail



How to Specify

Description: The pole shaft and base (and mounting flange) shall all be molded of non-corroding fiberglass reinforced composite, pigmented throughout, and finished in the same color as specified. The (fluted) shafts shall be non-tapered and formed with 12 flutes separated by semi-flat ribs. The (smooth) shafts shall be filament wound with a smooth, tapered (non-tapered) surface. The base shall be shaped similar to Shakespeare Composite Structures Charleston style **ACH9** (anchor base) / **BCH9** (direct burial).

Dimensions: The pole shall be 9.5 or 12.5 feet mounting height (custom heights available) with a 9-inch square base. A 3" diameter by 3" high aluminum tenon shall be provided for luminaire mounting. (Direct Burial) The direct burial foundation shall be 40" overall length and provided with a 2.5" x 12" conductor entrance centered 24" from the bottom of the direct burial base (see order logic for other options). (Anchor Base) The external mounting flange shall accommodate 4 anchor bolts 5/8" x 18" x 3" in a 9.75" bolt circle.

Construction: The (smooth) shaft shall be round with a uniform taper, or non-tapered 5" diameter. The (fluted) shaft shall be 5" diameter, non-tapered. A handhole with a weather resistant cover shall be provided in the base for wiring access (if anchor base) and anchorage. The opening shall be no smaller than 4" wide at the top by 4" at the bottom by 6.5" high. The cover shall be made of fiberglass reinforced composite and shall bear the manufacturer's name. The cover shall be attached with 2 stainless steel flat countersunk hex socket head screws. Threaded inserts shall be incorporated in the pole base.

The (anchor base) mounting flange shall be molded in one piece of fiberglass reinforced composite with a minimum thickness of 1" and shall be permanently bonded flush to the bottom of the base. Each pole shall be finished with a (glossy / semi-gloss) weather resistant polyurethane having a minimum dry film thickness of 1.5 mils.

(Add "Performance and Testing Requirements" from Specification Data sheet.)

EPA Rating

Charleston style poles are engineered to withstand at least 100 mph wind forces (calculated per AASHTO standards and including a 30% gust factor), with luminaires up to 4.3 EPA (sq. ft.) weighing up to 150 pounds. For other loading requirements, contact the factory.

Catalog Numbers for Charleston Style 9"

Base Type A=Anchor Base B=Direct Burial Style CH=Charleston	Shaft Type R=Fluted straight, 5" S=Smooth tapered V=Smooth straight, 5"	Color 1=Black 2=Gray 3=Brown 4=Dk Green 5=Dk Bronze 6=Silver 7=White 9=Specify*	Options (See "Options" above)
--	---	--	---

ACH9 - **9.5** **R** **S** **1** **1**

Base Dia. (in.) 9" square	Mounting Height (ft.) 9.5 or 12.5; custom heights available	Finish G=Gloss S=Semi-gloss	Direct Burial Conduit Entrance (use "1" for Anchor Base)																		
			<table border="1"> <thead> <tr> <th>Location from bottom of pole</th> <th>1 ea. 2"x12"</th> <th>2 ea. 2"x12" @ 180°</th> </tr> </thead> <tbody> <tr> <td>None</td> <td>1</td> <td>1</td> </tr> <tr> <td>12"</td> <td>2</td> <td>3</td> </tr> <tr> <td>18"</td> <td>4</td> <td>5</td> </tr> <tr> <td>24"</td> <td>6</td> <td>7</td> </tr> <tr> <td>Other (specify)</td> <td>0</td> <td>0</td> </tr> </tbody> </table>	Location from bottom of pole	1 ea. 2"x12"	2 ea. 2"x12" @ 180°	None	1	1	12"	2	3	18"	4	5	24"	6	7	Other (specify)	0	0
Location from bottom of pole	1 ea. 2"x12"	2 ea. 2"x12" @ 180°																			
None	1	1																			
12"	2	3																			
18"	4	5																			
24"	6	7																			
Other (specify)	0	0																			

*Standard, premium, and architectural colors are available. See Tuff-Pole® Color Palette brochure.



803.276.5504 · 800.800.9008 · F/803.276.8940
www.skp-cs.com · decorative@skp-cs.com

A Division of Genlyte Thomas Group, LLC